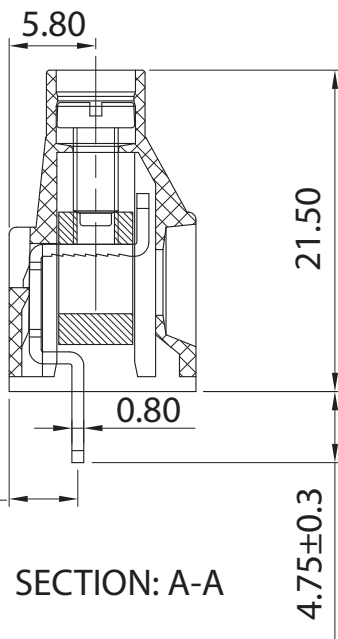
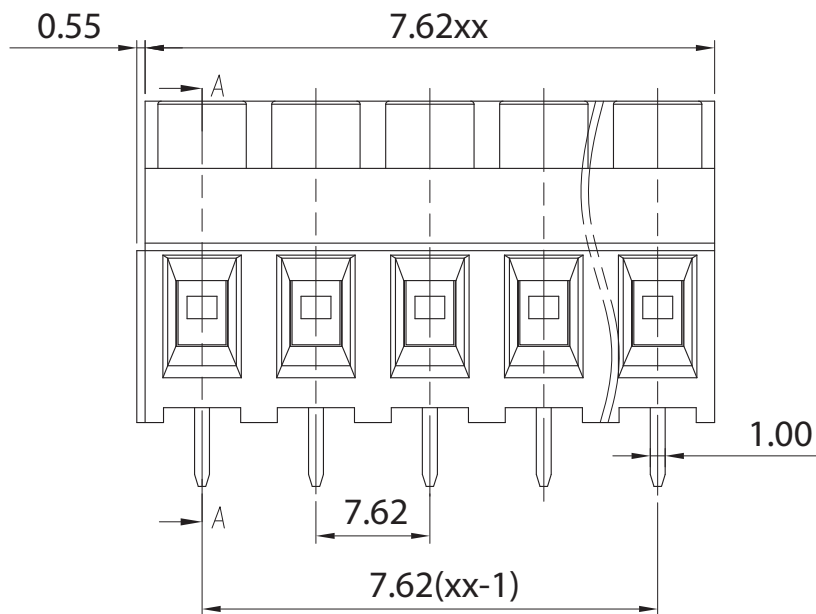
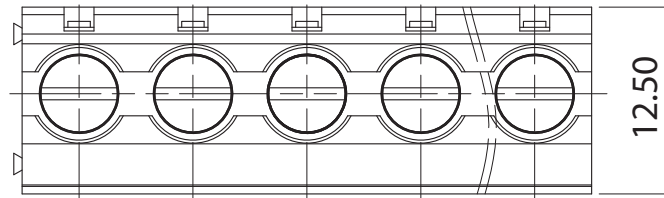


p.c.b. layout



SECTION: A-A

Approvals



30A - 300V

Electrical

| | |
|-----------------------|-----------------------------|
| Rated voltage | 450V |
| Rated current | 32A |
| Contact resistance | 20Ω |
| Insulation resistance | 500MΩ/DC500V |
| Withstanding voltage | AC2000V/1 min |
| Wire range | 4 mm ² 26±10 AWG |
| Torque | 0,5Nm (4,5 Lb in) |
| Temp. Range | -40°C + 105°C |
| Stripping length | 7 mm |
| Max sold. time | +250°C for 5 sec. |

Dimensions

| | |
|-------|---------|
| Pitch | 7,62 mm |
| Poles | 2÷24 |

Material

| | |
|------------|----------------------|
| Housing | PA66 UL94V0 |
| Pin | Brass, tin plated |
| Cage | Brass, tin plated |
| Screws | M3, Steel, Zn plated |
| Side Block | --- |
| Nut screw | --- |
| Clamp | --- |

General description of ordering code

| Series | n. Poles | Pitch | Version | Color | Custom |
|--------|----------|-------|---------|-------|--------|
| MRS74 | 2÷24 | -7.62 | -V | | |

Version Date

01/22 17/03/2022



euro-block



UNITS: mm

SHEET SIZE: ISO A4

SCALE: 2:1

> 0 ~ 3

> 3 ~ 18

> 18 ~ 50

> 50 ~ 120

± 0.12

± 0.15

± 0.3

± 0.5



First angle projection

MRS74-7.62-V